




Crystal

The new Crystal combines the best of both worlds. The fantastic look of the Acrylic and the resistance and hardness of glass. Glass itself has nearly no damping and sound wise is it not the best choice. Acryl is very sensitive against dust and scratches. We use glass in a sandwich with a high dampening transparent foil between the 2 layers. The result is a highly absorbing perfectly looking material.

Here we bring together one of the most sophisticated drive system/PSU arrangement with a massive, high mass 34mm platter, a sandwich glass chassis and our external stand alone drive system. The whole deck is incredibly simple to set up, very versatile and sonically its performance is out-



standing. 3 massive adjustable spiked feet's allow easy levelling. Arm bases are changeable so the mounting of any desired 9 inch arm is possible.

Technical Data

Drive System	1 Synchronmotor
Bearing	High Precision Tidorfolon Small Bearing
Chassis	Glassandwich 35 mm with 3 adjustable feets
Platter	Aluminium Platter 34 mm, 6 kg
Motorelectronic	electronically regulated, main decoupled Small Alpha Electronic
Dimension (WxDxH)	430 x 340 x 139 mm, 21-25 kg depending on options